
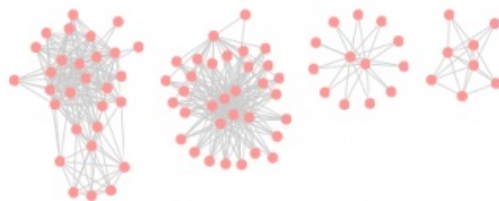


Overview

The software package SiLiX implements an **ultra-efficient algorithm for the clustering of homologous sequences**, based on single transitive links (single linkage) with alignment coverage constraints.

SiLiX is now incorporated in hundreds of projects in the world (in particular in France) and is [widely cited](#) 

SiLiX adopts a graph-theoretical framework to interpret similarity pairs as edges of a network. A very efficient algorithm, based on the Disjoint Sets Data Structure, allows the computation of sequence families with **low time and space requirements**.



A parallel version of SiLiX, based on MPI, is also available in this package and has been proved to be scalable, so that its allows the study of **very large datasets**.

SiLiX is already included in the analysis pipeline for HOGENOM.



Highly accessed



LICENCE

SiLiX is licensed under the [General Public License](#) ↗

DOWNLOAD

You can **download the latest version** [HERE](#) ↗

Alternatively, you can **clone our git repository** [HERE](#) ↗

SYSTEM REQUIREMENTS & DEPENDENCIES

SiLiX is written in ANSI C++ and has been tested on Linux and MacOSX.

Necessary :

* The C++

[Boost:program_options](#) ↗

package (include files AND shared library) must be installed. This is free and easy to install on every systems with one of the following procedures :

- › Getting the Debian package on Ubuntu/Debian Linux :

```
sudo apt-get install libboost-dev
sudo apt-get install libboost-program-options-dev
```

- › Building and installing from source on other Linux or MacOSX : download Boost and follow this guideline (replace xx_x by current version number) :

```
tar zxvf boost_1_xx_x.tar.gz
cd boost_1_xx_x/
./bootstrap.sh --with-libraries=program_options
sudo ./b2 install
```

- › Installing Boost on MacOSX with MacPorts

Optional :

- › *To maximize performance, the C++ Boost:unordered_map class must be installed*
- › *For the unit tests performed during the checking, CppUnit must be installed.*
- › *To enable parallelism, the MPI library must be installed (tested with openMPI).*

INSTALLATION

Compilation and installation are compliant with **the GNU standard procedure**

```
tar zxvf silix-1.x.x.tar.gz
cd silix-1.x.x
./configure
make
make check
make install
```

but additional **optional configure options** :

- › enabling the use of MPI library and switch to the parallel version of SiLiX

```
enable-mpi
```

- › enabling the use of Boost:unordered_map class

```
enable-hash
```

- › specifying a path where the programs must be installed

```
prefix=install_path
```

- › verbose mode (not important). Enabling the output of % identity and % coverage information in the file created with `--net` option

```
enable-verbose
```

PROGRAMS USE (important changes since versions 1.2.x)

Two programs with man pages are available :

- > **Filtering+Clustering** : The user provides a fasta file and the result file(s) of a all-against-all BLAST search in tabular format (-outfmt 6 option in blastall, i.e. query id, subject id, percent identity, alignment length, number of mismatches, number of gap openings, query start, query end, subject start, subject end, Expect value, HSP bit score)

```
silix [OPTIONS] <FASTAFILE> <BLASTFILE>084D4F
```

To get information or help :

```
man silix
silix --help
```

- > **Clustering** : The user provides an input a list of pairs of sequence IDs

```
silixx <NB> <FILE>
```

To get information or help :

```
man silixx
silixx --help
```

Running the parallel version of silix

First, the user must have a collection of N blast result files to be processed in parallel.

After having use ./configure with the option `--enable-mpi`, the user must adopt the classical way to run a program using MPI :

```
mpirun -np NP silix [OPTIONS] <FASTAFILE> <MULTIBLASTFILE>
```

with NP the chosen number of processors (in practise, $NP \leq N$)

WARNING

Many users contact us because they got the following error :

```
Error in Fam : unable to open file xxxx
```

where "xxxx" is the id of the first sequence in the blast output file.

What does this error mean ? If you configure silix with the option `"--enable-mpi"` (see previous section), then the command line interface is slightly different : a MULTIBLASTFILE is expected, not a BLASTFILE !

CLASSICAL SKETCH (important changes since versions 1.2.x)


In the following, we use auxiliary programs that are in the utils/ directory of the package, but not installed.

- > Blasting all versus all

```
formatdb -i seq.fasta -n seq.db
blastp -db seq.db -query seq.fasta -outfmt 6 -out blastall.out
```

or for older versions of Blast :

```
blastall -p blastp -d seq.db -i seq.fasta -m 8 -o blastall.out
```


- › Running silix. Requires fasta files. The options are the filtering parameters, with the following default values (see [Penel et al, BMC Bioinformatics, 2009](#) ):

two sequences in a pair are included in the same family if remaining HSPs (Homologous Segment Pairs) cover at least 80% of the protein length and if their similarity is over 35% ; a partial sequence is included if its length is ≥ 100 amino-acids or $\geq 50\%$ of the length of the complete protein.

```
silix seq.fasta blastall.out -f FAM > seq.fnodes
```

Here, we specified a prefix "FAM" for the family ids.

Nota Bene: For running the parallel version, the user displays the list of blast results files to be processed in parallel

```
mpirun -np 4 silix seq.fasta filenames.txt -f FAM > seq.fnodes
```

where "filenames.txt" is

```
blastall1.out  
blastall2.out  
blastall3.out  
blastall4.out
```

- › Retrieving family sizes

```
utils/silix-fsize seq.fnodes > seq.fsize
```

- › Splitting sequences in multiple fasta files

```
silix-split seq.fasta seq.fnodes
```

- › With `--net` option, a file `blastall.net` is created and contains all the pairs taken into account after filtering. A message is sent to `STDERR` :

```
Inflating blastall.net
```

Naming Conventions

".net" are the extension for files of format

```
SEQID1 SEQID2  
SEQID3 SEQID4
```

".fnodes" are the extension for files of format

```
FAMID1 SEQID1  
FAMID1 SEQID2  
FAMID2 SEQID3  
FAMID2 SEQID4
```

References



SiLiX is developed by :

- Laurent Duret
- Vincent Miele
- Simon Penel

If you use SiLiX in a published work, please cite the following reference :

Miele,V., Penel, S. and Duret,L., Ultra-fast sequence clustering from similarity networks with SiLiX, BMC Bioinformatics

Contact



For any bugs, information or feedback, please contact :

[Vincent Miele](#)